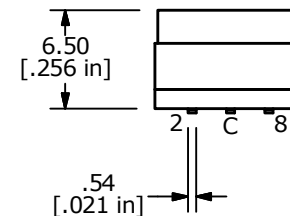
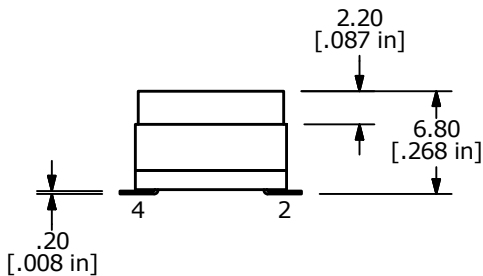
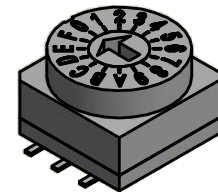
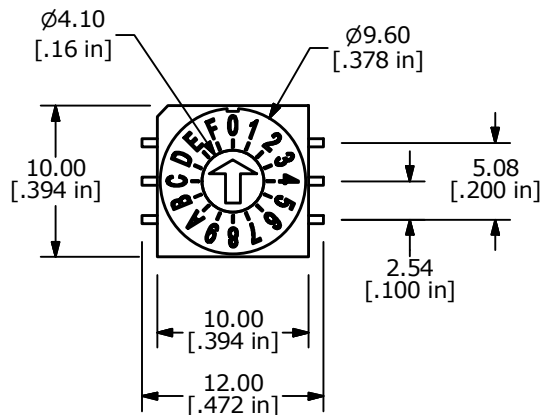


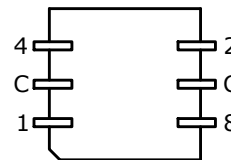
REAL CODE

	C	1	2	4	8	
0	○					0
1	○	○				1
2	○	○	○			2
3	○	○	○			3
4	○			○		4
5	○	○		○		5
6	○	○	○	○		6
7	○	○	○	○		7
8	○				○	8
9	○	○			○	9
10	○	○			○	A
11	○	○	○		○	B
12	○			○	○	C
13	○	○		○	○	D
14	○		○	○	○	E
15	○	○	○	○	○	F



NOTES:

1. ALL DIMENSIONS IN MM [INCH]
2. GENERAL TOLERANCE: X.X = ± 0.4
X.XX = ± 0.25
3. TERMINAL NUMBERS FOR REFERENCE ONLY
- ▲ 4. OPERATING FORCE: 700gf-cm MAX.
5. CONTACT RATING: 150mA, 42V DC (SWITCHING)
200mA, 42V DC (NON-SWITCHING)
6. CONTACT RESISTANCE: 80mΩ MAX.
7. INSULATION RESISTANCE: 100MΩ MIN @ 250VDC
8. DIELECTRIC STRENGTH: 250VAC 1 MIN.
9. LIFE: 10,000 STEPS
10. OPERATING TEMPERATURE: -60°C TO 125°C
- ▲ 11. PACKAGING: 50 PCS per TUBE
12. ▲ DENOTES CRITICAL PARAMETER
13. 2002/95/EC (ROHS) COMPLIANT



TITLE RDTAR16S1T				
SCALE 2:1	DATE 5/31/2016	DR MW	DWG U200040	REV A

A	22329	RELEASE TO PRODUCTION	5/31/16	MW
REV	PCR NO	DESCRIPTION	DATE	BY

THE INFORMATION CONTAINED IN THIS DOCUMENT IS PROPRIETARY TO E-SWITCH AND IS NOT TO BE COPIED OR TRANSFERRED